

# Base plates

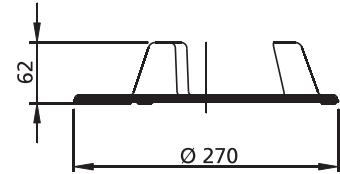
Base plates for FREE installation allow the pump to be positioned in the tank quickly and ensure a high level of stability thanks to the large contact surface. Made of cast iron (GJS-600.3) or galvanized steel. Complete with stainless steel fasteners.

## CAST IRON BASE PLATES

### 9024.010

Cast iron 3 spoke base plate for free installation. Suitable for the following models:

- DGO 150-200/2/G65V-65-80
- DGF 150-200/2/G65V-65-80

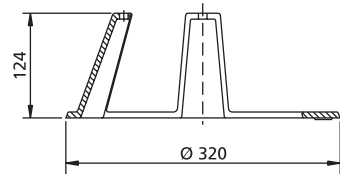


All product images are indicative only

### 9024.006

Cast iron 3 spoke base plate for free installation. Suitable for the following models:

- |  |   |
|--|---|
| <ul style="list-style-type: none"> <li>• DGI 100/4/80</li> <li>• DGF 100/4/65-80</li> <li>• DGN 250-300/2/G65V-65-80</li> <li>• DGN 300-400-550/2/G50H</li> <li>• DRN 250-300/2/G50H</li> <li>• DRN 400-550/2/G50H</li> <li>• MAI 100/4/80</li> <li>• MAN 250-300/2/G65V-65-80</li> <li>• MAF 100/4/65-80</li> </ul> | <ul style="list-style-type: none"> <li>• GRF 150-200/2/G40H</li> <li>• GRN 250/2/G40H</li> <li>• GRN 300-400-550/2/G50H</li> <li>• GRP 750/2/G50H</li> <li>• APF 150-200/2/G40H</li> <li>• APN 250/2/G40H</li> <li>• APN 300-400-550/2/G50H</li> <li>• APP 750-1000/2/G50H</li> </ul> |
|--|---|

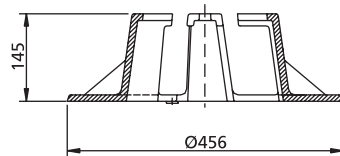


All product images are indicative only

### 9024.007

Cast iron 4 spoke base plate for free installation. Suitable for the following models:

- |  |  |
|--|--|
| <ul style="list-style-type: none"> <li>• DGN 200-300-400/4/65-80-100</li> <li>• DGN 150/6/65-80-100</li> <li>• DGN 250/6/80-100-150</li> <li>• DRN 400-550/2/65-80-100;</li> <li>    200-300-400/4/80-100;</li> <li>    150/6/80-100;</li> <li>    250/6/100-150</li> <li>• DRF 100/4/65-80-100</li> <li>• DRN 200-300-400/4/80-100</li> </ul> | <ul style="list-style-type: none"> <li>• DRN 150/6/80-100</li> <li>• DRN 250/6/100-150</li> <li>• MAN 400-550/2/100</li> <li>• MAN 200-300-400/4/80-100</li> <li>• MAN 400-550/2/65-80</li> <li>• MAN 150/6/80-100</li> <li>• MAN 250/6/80-100-150</li> <li>• MAF 100/4/100</li> </ul> |
|--|--|

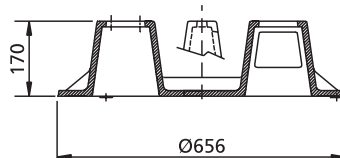


All product images are indicative only

### 9024.009

Cast iron 4 spoke base plate for free installation. Suitable for the following models:

- |   |   |
|---|---|
| <ul style="list-style-type: none"> <li>• SMN 3000/4/150-200-250</li> <li>• SMP 750/6/200-250</li> <li>• SMP 2000/4/200-250</li> <li>• SBN 3000/4/150-200-250</li> <li>• SBN 4000/4/150-200-250</li> </ul> | <ul style="list-style-type: none"> <li>• SBN 5000/4/150-200-250</li> <li>• SBN 2500/6/150-250-300</li> <li>• SBN 3000/6/250-300</li> <li>• SBP 1000-1500/6/200-250</li> </ul> |
|---|---|



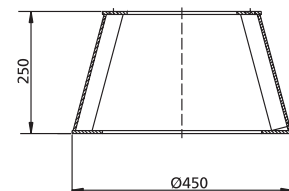
All product images are indicative only

## GALVANISED IRON BASE PLATES

### 9024.008

Hot-galvanized steel base plate. Suitable for the following models:

- GRN 300-400/4/80-100

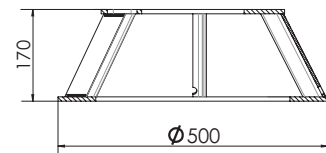


All product images are indicative only

### 9024.012

Hot-galvanized steel base plate. Suitable for the following models:

- SMP 400/4/100-150
- SMP 750-1000/4/100-150
- SMP 1500-2000/4/150



All product images are indicative only